

A Use 'a' or 'an' before the words given below:



...*a*... bee



...*a*... sparrow



...*an*... orange



...*a*... papaya



...*a*... pen



...*an*... axe



...*an*... aeroplane



...*a*... watch



...*a*... car



...*an*... eagle



...*an*... elephant



...*a*... camel

B Read the following sentences carefully and fill in the blanks with 'a' or 'an'.

1) I saw many people standing near*a*..... bus stop.*An*..... old
aunty wanted to get into*a*..... car. She was very weak. So, she was
helped by*a*..... man.

2) Sohan is*a*..... kind hearted boy. He met*a*..... beggar
His mother gave him*a*..... ten-rupee note. He spent ₹5/- on

buyingan..... egga..... banana anda..... inkpot. He had givena..... two rupee coin to the beggar and spent three rupees on buyinga..... beautiful pen.

C Look at the picture and fill in the blanks with a, an, the.




1. Today isa..... drawing competition.
2. Alok is carryingthe..... chart.
3. Mohan isthe..... most intelligent boy in the group.
4. Tarun is holdinga..... box of colours.
5. Sita isa..... good girl, she is good at painting.

A Fill in the blanks with this or that.

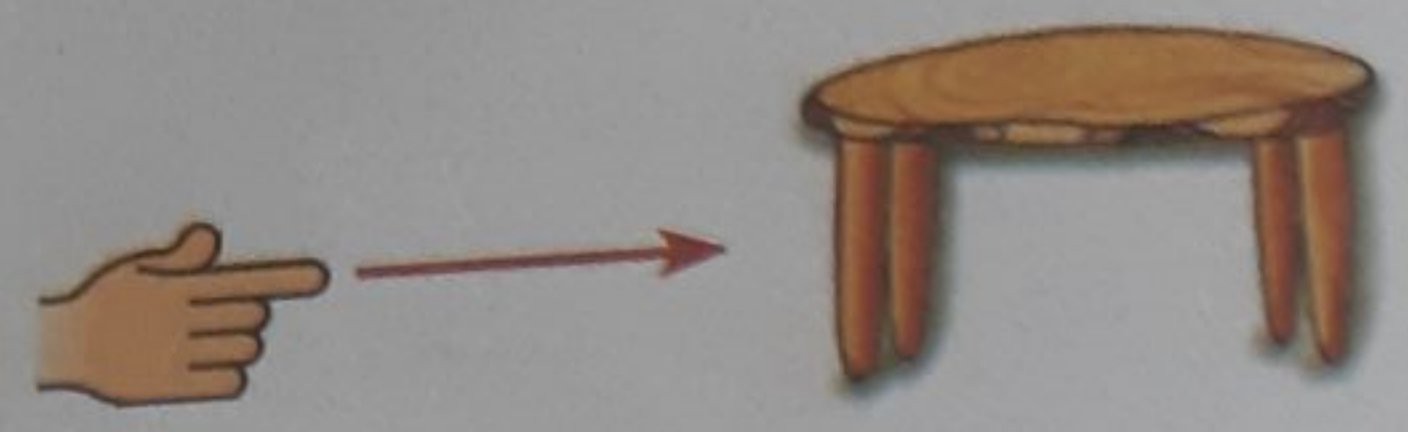
a)*This*..... is an ant.




b)*That*..... is a sparrow.




c)*This*..... is a table.



d)*This*..... is an elephant.

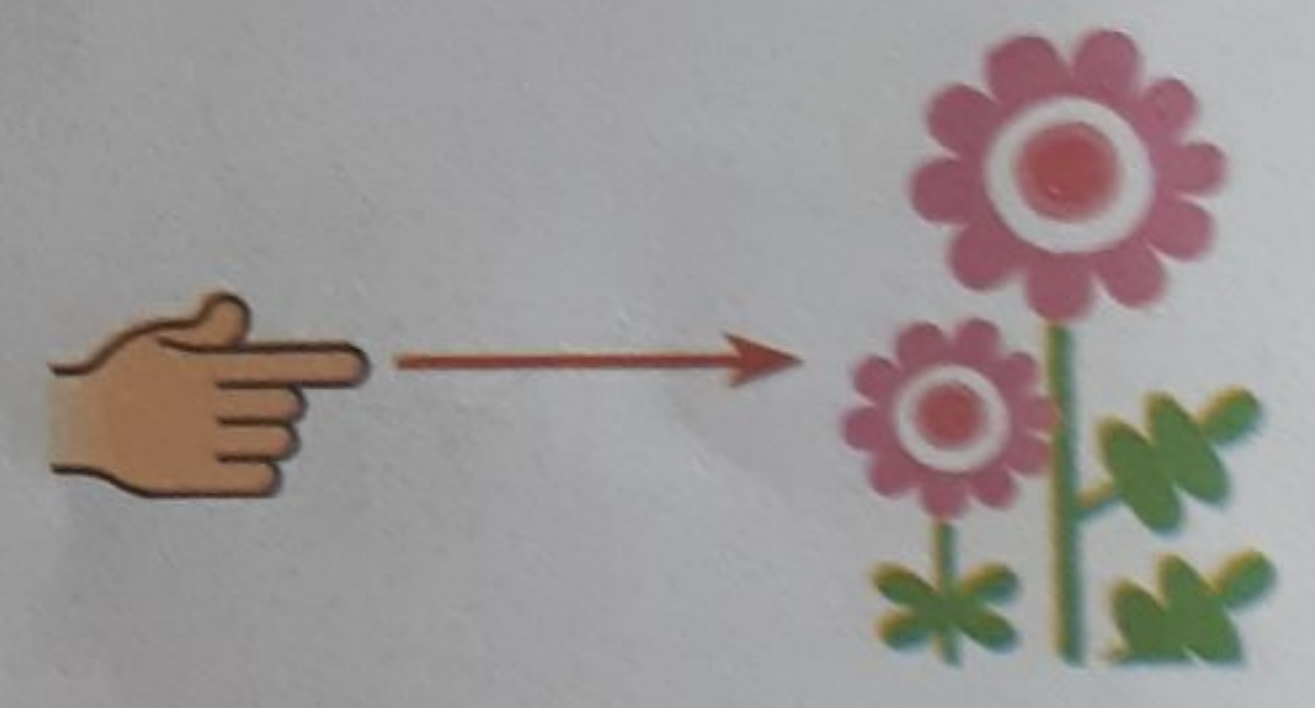


e)*That*..... is an aeroplane.




B Fill in the blanks with these or those.


a)*These*..... flowers are pink.




b)*Those*..... balloons are colourful.



c) Bring*those*..... letters.



d)*These*..... books are heavy.



e)*Those*..... pens are mine.

